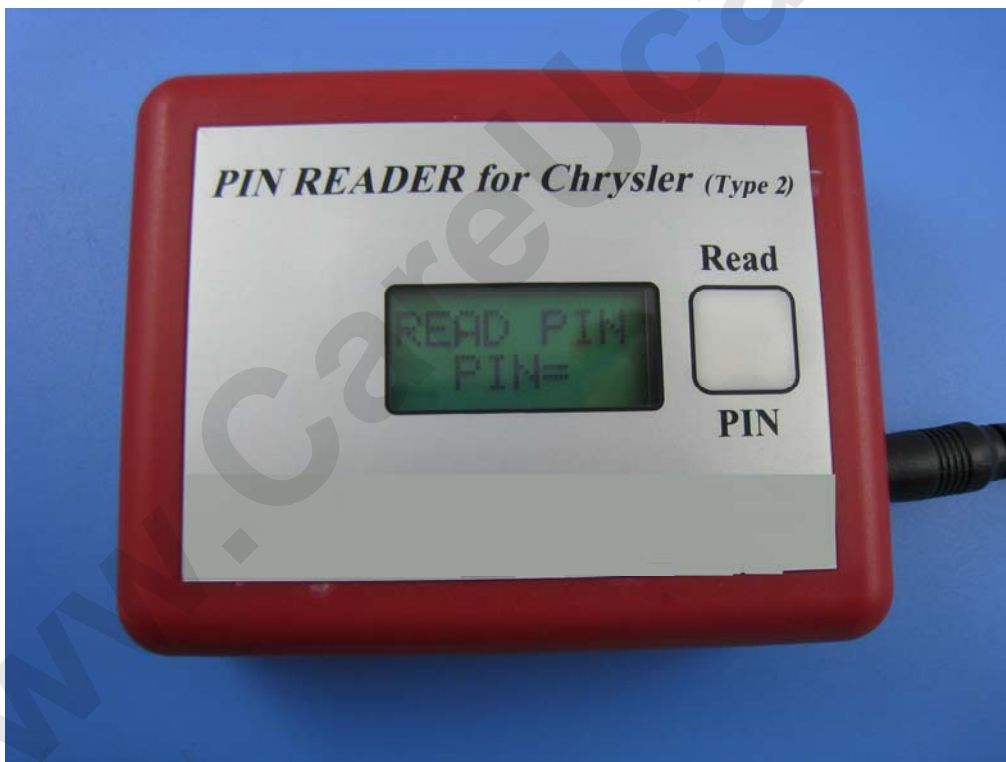


# ***PIN READER*** ***for Chrysler.*** ***MANUAL***




1. Removing the IMMO box from the vehicle. The location is on the Ignition lock .



2. Desoldering the two pins of coil connection and removing the circuit from the box.



3. To find an EEPROM "24LC02B"




4. Clear every pin of 24LC02B and connect the clips with microchip , Black point to pin1 of 24LC02B .



5. Then press " Read Pin " button on the unit ,The screen will show the " pin code " .

Another way for reading pin code :

There is another cable (4 wires) which comes with reading unit to read the pin code without desoldering and removing the circuit from the IMMO box.



**White wire to point1 , Black wire to point2 , Blue wire to point3  
Red wire to point4 .**

Then press "Read Pin" button on the unit , The screen will show the "Pin Code" .

